



District Report Card: 2017


State: Kerala	District: Alappuzha
Class: 3	Subject: Language
Schools: 61	Students: 1185


Participation/Coverage


Students

<div>GENDER</div> <div></div>	Boys		Girls	
	Number	%	Number	%
	577	48.69	608	51.31

<div>AREA</div> <div></div>	Rural		Urban	
	Number	%	Number	%
	991	83.63	194	16.37

<div>CATEGORY</div> <div></div>	SC		ST		OBC		GEN	
	Number	%	Number	%	Number	%	Number	%
	137	11.56	6	0.51	853	71.98	189	15.95

<div>CWSN</div> <div></div>	LD	VI	HI	S&LD	ID	Oth
	1	2	1	2	5	6

<div>Management</div> <div></div>	Government		Government-aided	
	Number	%	Number	%
	560	47.26	625	52.74

Average Performance of Students in Language (%)

Overall	Gender		Area		Management		Social Group			
	Male	Female	Rural	Urban	Govt.	Aided	SC	ST	OBC	GEN
73.52	72.05	74.92	74.29	69.62	72.19	74.72	72.17	65.56	72.86	77.74

Performance on Learning Outcomes (LOs)

Learning Outcomes	Description	Average Performance(%)
L304	Reads small texts with comprehension i.e., identifies main ideas, details, sequence and draws conclusions	71.60
L312	Reads printed scripts on the classroom walls: poems, posters, charts etc.	77.37

Range of Performance of Students who Answered Correctly							
Below 30%		30% - 50%		50% - 75%		Above 75%	
Number	%	Number	%	Number	%	Number	%
36	3.04	129	10.89	423	35.70	597	50.38

Lowest Performing Learning Outcomes (LOs)

- 1 - Reads small texts with comprehension i.e., identifies main ideas, details, sequence and draws conclusions (71.60)
- 2 - Reads printed scripts on the classroom walls: poems, posters, charts etc. (77.37)